

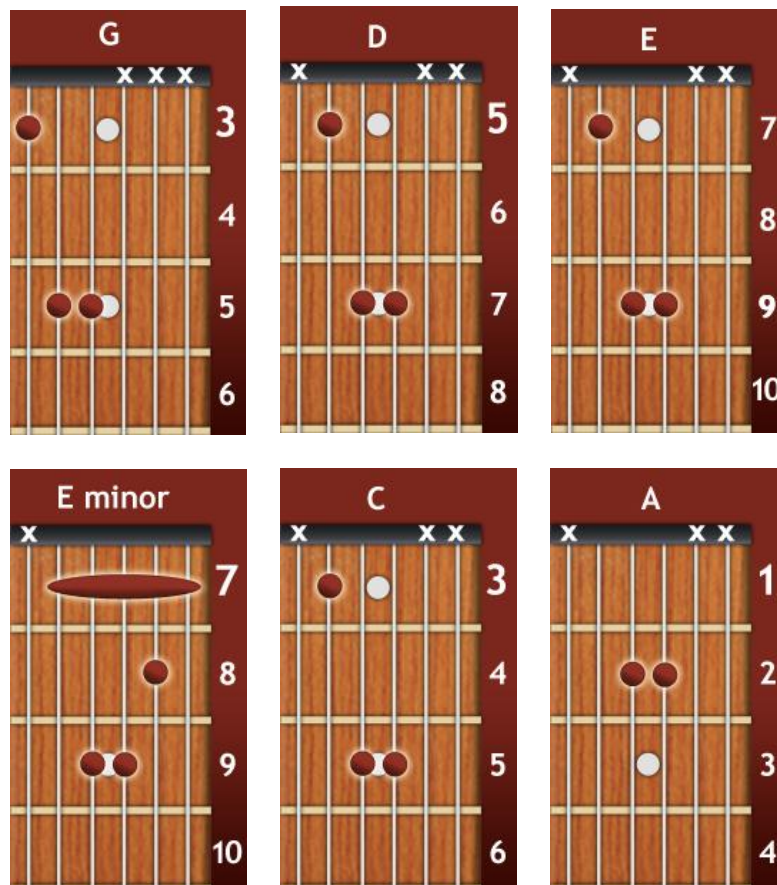
When I Come Around Guitar Tabs and Chords

Hi, hope you enjoyed the lesson, When I Come Around is a great lead in to rhythm guitar in the rock-punk genre. You'll really be improving your power chord technique, so take your time, especially with the strumming in the beginning of the lesson. Oh, and remember to tune down all string by 1 semitone if you want to play along with the original song!

If you missed the video guitar lesson, make sure you watch it here:
<http://www.theguitarlesson.com/premium-guitar-lessons/electric-guitar/when-i-come-around-guitar-lesson-green-day>

Chords

These are the chords you'll be using during When I Come Around:



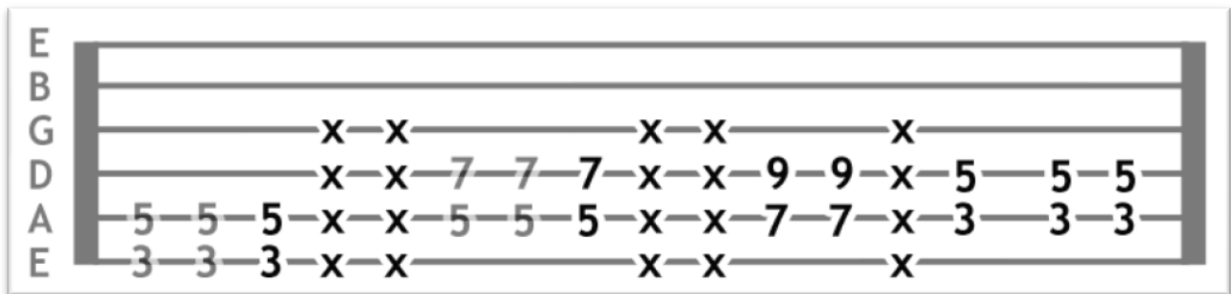
Intro & Verse

Chords



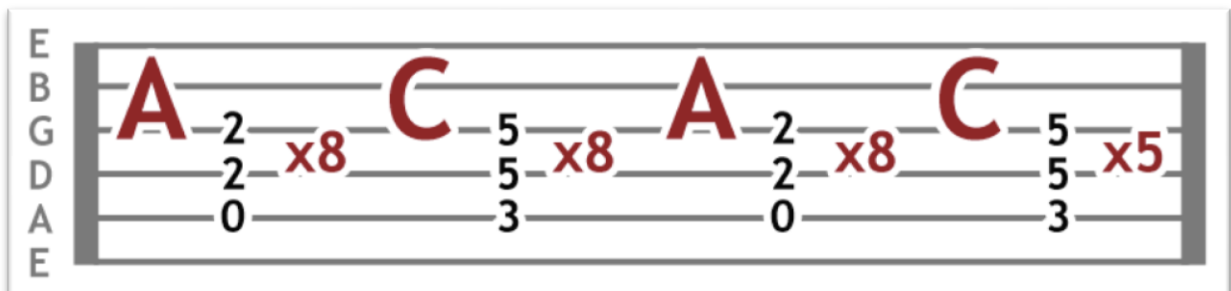
A guitar chord diagram showing four chords: G, D, E, and C. The strings are labeled E, B, G, D, A, E from top to bottom. The G chord has the 3rd, 2nd, and 1st strings fretted at the 3rd, 2nd, and 1st frets respectively. The D chord has the 4th, 3rd, 2nd, and 1st strings fretted at the 2nd, 1st, 2nd, and 1st frets. The E chord has the 5th, 4th, 3rd, 2nd, and 1st strings fretted at the 1st, 2nd, 3rd, 2nd, and 1st frets. The C chord has the 5th, 4th, 3rd, and 2nd strings fretted at the 3rd, 2nd, 3rd, and 2nd frets.

Strumming pattern



A guitar strumming pattern diagram showing a sequence of notes across the strings. The strings are labeled E, B, G, D, A, E from top to bottom. The pattern is as follows: E (3), B (3), G (x), D (x), A (5), E (3). This is followed by a sequence of notes: G (x), D (x), A (7), G (7), F (7), D (x), G (x), A (9), G (9), D (x), A (5), G (5), F (5). This is followed by another sequence: E (x), B (x), G (x), D (x), A (7), G (7), D (x), G (x), A (3), G (3), F (3). This is followed by a final sequence: E (x), B (x), G (x), D (x), A (x), E (x).

Chorus



A guitar chord diagram showing two chords: A and C. The strings are labeled E, B, G, D, A, E from top to bottom. The A chord has the 2nd, 2nd, and 0th strings fretted at the 2nd, 2nd, and 0th frets. The C chord has the 5th, 5th, and 3rd strings fretted at the 5th, 5th, and 3rd frets. The diagram shows the sequence: A (2, 2, 0) x8, C (5, 5, 3) x8, A (2, 2, 0) x8, C (5, 5, 3) x5.

