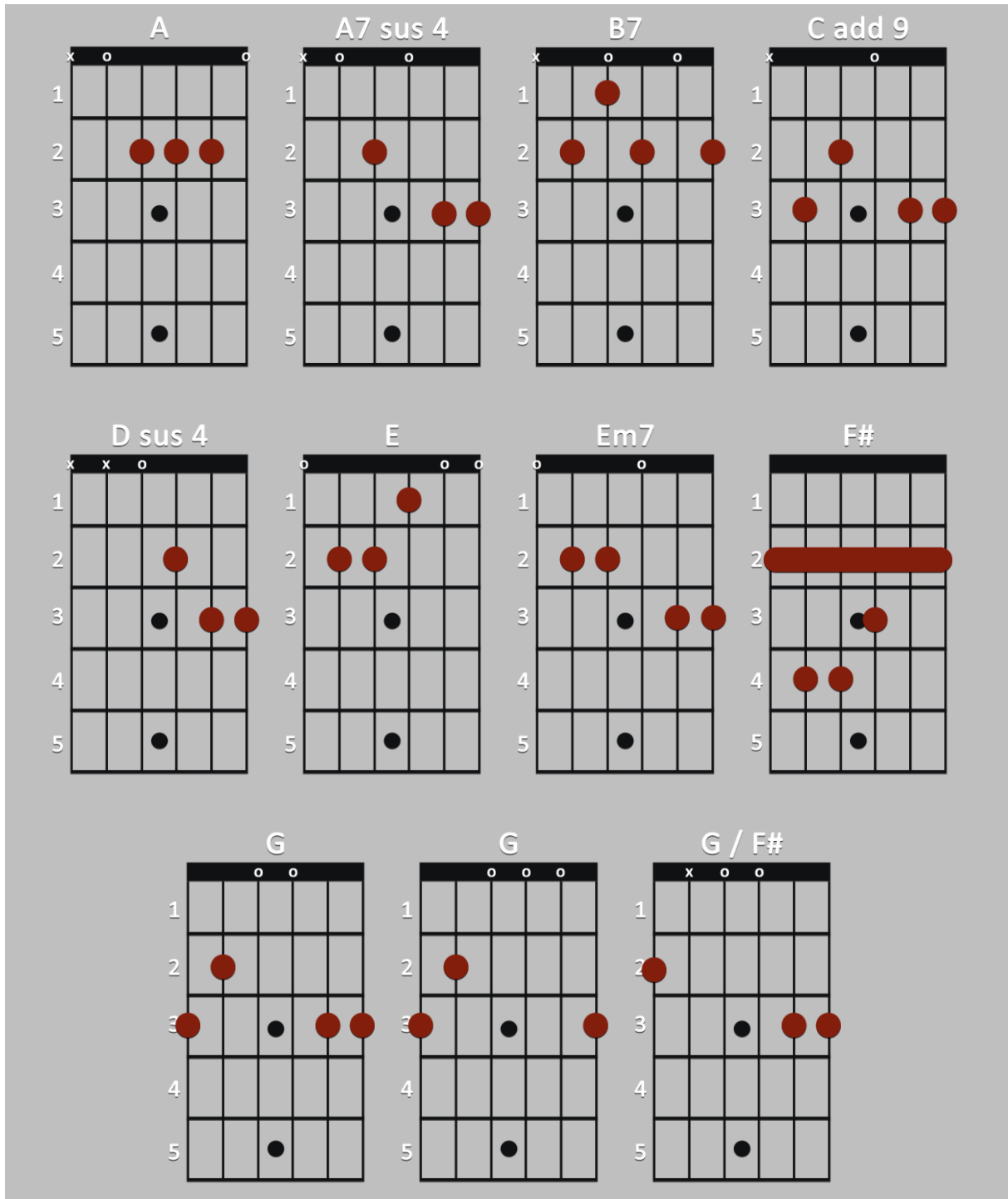


Whatever Guitar Tabs and Chords

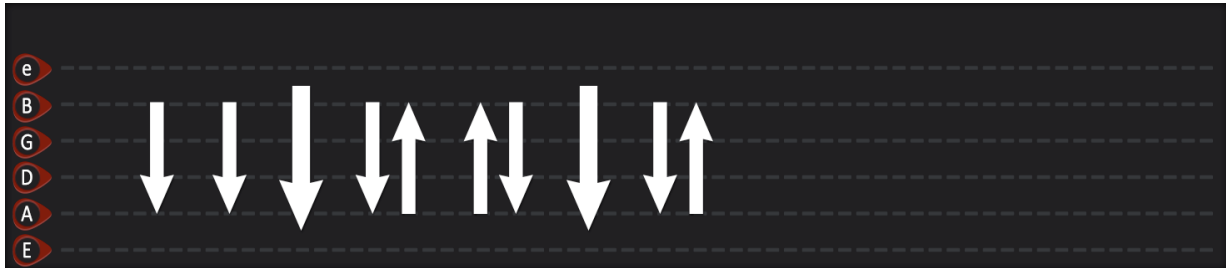
Hi, hope you enjoyed the video, Whatever by Oasis is a really fun strumming song, it will really develop your strumming and chord skills. There are a few tricks you'll learn in the lesson, so watch it and make it yours! The chords you'll need to learn Whatever are below, and if you missed the video guitar lesson, make sure you watch it here: <http://www.theguitarlesson.com/guitar-lessons/whatever-guitar-lesson-oasis/>



The image displays 12 guitar chord diagrams arranged in three rows of four. Each diagram shows a 6-string guitar fretboard with strings numbered 1 to 6 from top to bottom. Fingerings are indicated by red dots, and muted strings are indicated by 'x' or 'o' above the string line.

- A:** x o x o o. Frets: 2 (2, 3, 4), 3 (3), 5 (3).
- A7 sus 4:** x o o o o. Frets: 2 (2), 3 (3, 4), 5 (3).
- B7:** x o o o o. Frets: 1 (1), 2 (2, 3, 4), 3 (3), 5 (3).
- C add 9:** x o o o o. Frets: 2 (2), 3 (3, 4, 5, 6), 5 (3).
- D sus 4:** x x o o o. Frets: 2 (2), 3 (3, 4), 5 (3).
- E:** o o o o o. Frets: 1 (1), 2 (2, 3), 3 (3), 5 (3).
- Em7:** o o o o o. Frets: 2 (2, 3), 3 (3, 4), 5 (3).
- F#:** o o o o o. Frets: 2 (2, 3, 4, 5, 6), 3 (3, 4), 4 (4, 5), 5 (3).
- G:** o o o o o. Frets: 2 (2), 3 (3, 4, 5), 5 (3).
- G:** o o o o o. Frets: 2 (2), 3 (3, 4, 5), 5 (3).
- G / F#:** x o o o o. Frets: 2 (2), 3 (3, 4, 5), 5 (3).

Strumming pattern



Part 1

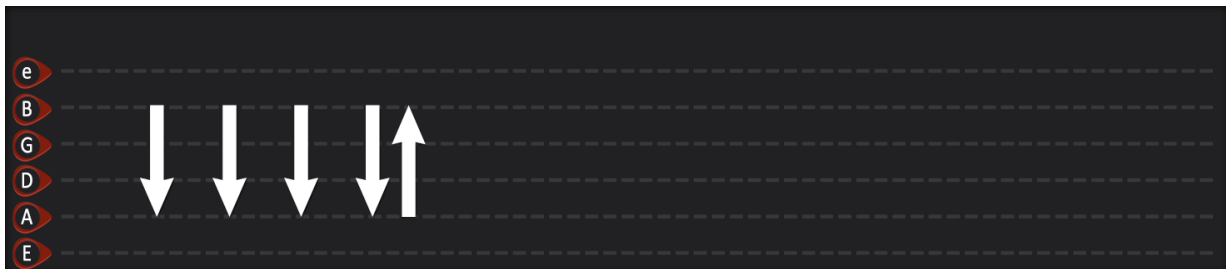
| | G | G/F# | Em7 | Dsus4 | Cadd9 | Dsus4 | G | Dsus4 |
|---|---|------|-----|-------|-------|-------|---|-------|
| e | 3 | 3 | 3 | 3 | 3 | 3 | 3 | 3 |
| B | 3 | 3 | 3 | 3 | 3 | 3 | 3 | 3 |
| G | 0 | 0 | 0 | 2 | 0 | 2 | 0 | 2 |
| D | 0 | 0 | 2 | 0 | 2 | 0 | 0 | 0 |
| A | 2 | 2 | 2 | | 3 | | 2 | |
| E | 3 | 2 | 0 | | | | 3 | |

Part 2

| | Em7 | A7sus4 | Cadd9 | G | Em7 | A7sus4 | Cadd9 | Dsus4 |
|---|-----|--------|-------|---|-----|--------|-------|-------|
| e | 3 | 3 | 3 | 3 | 3 | 3 | 3 | 3 |
| B | 3 | 3 | 3 | 3 | 3 | 3 | 3 | 3 |
| G | 0 | 0 | 0 | 0 | 0 | 0 | 0 | 2 |
| D | 2 | 2 | 2 | 0 | 2 | 2 | 2 | 0 |
| A | 2 | 0 | 3 | 2 | 2 | 0 | 3 | |
| E | 0 | | | 3 | 2 | 0 | | |

Part 3

Play this strumming pattern around twice for each chord:



| | B7 | G | B7 | G | B7 | G | B7 | F# |
|---|----|---|----|---|----|---|----|----|
| e | 2 | 3 | 2 | 3 | 2 | 3 | 2 | 2 |
| B | 0 | 0 | 0 | 0 | 0 | 0 | 0 | 2 |
| G | 2 | 0 | 2 | 0 | 2 | 0 | 2 | 3 |
| D | 1 | 0 | 1 | 0 | 1 | 0 | 1 | 4 |
| A | 2 | 2 | 2 | 2 | 2 | 2 | 2 | 4 |
| E | | 3 | | 3 | | 3 | | 2 |

Interlude

| chord | E | E | E | E | E | G | G | A | A | E | | |
|--------|---|-----|---|---|-----|---|---|-----|---|---|-----|---|
| rhythm | 1 | e & | a | 2 | e & | a | 3 | e & | a | 4 | e & | a |
| strumm | ↓ | ↓ | ↓ | ↓ | ↑ | ↓ | ↓ | ↑ | ↑ | ↓ | | |

The lyrics are on the next page to save space and trees 😊

Have fun, practice a lot and I'll see you in the next lesson!

Tom Fontana

And remember:

- Check out the rest of our [beginner guitar lessons](#) as well, all of our [guitar lessons on songs](#) were designed to improve your guitar skills through playing popular songs.
- When you feel like learning a bit more theory, have a look at the [guitar theory](#) section of the site.

Lyrics

Intro

G G/F# Em7 D4
C9 D4 G D4 (2x)

Part 1

G G/F# Em7 D4
I'm free to be whatever I
C9
Whatever I choose
D4 G D4
And I'll sing the blues if I want

G G/F# Em7 D4
I'm free to say whatever I
C9
Whatever I like
D4 G D4
If it's wrong or right it's alright

Part 2

Em7 A4 (7)
Always seems to me
C9
You only see what people
G G/F#
Want you to see
Em7 A4 (7)
How long's it gonna be
C9
Before we get on the bus

And cause no fuss
D4
Get a grip on yourself
It don't cost much

Repeat Part 1

G G/F# Em7 D4
Free to be whatever you
C9
Whatever you say
D4 G D4
If it comes my way it's alright
G G/F# Em7 D4
You're free to be wherever you
C9
Wherever you please
D4
You can shoot the breeze
G D4
If you want

Repeat Part 2

Em7 A4 (7)
It always seems to me
C9
You only see what people
G G/F#
Want you to see
Em7 A4 (7)
How long's it gonna be
C9
Before we get on the bus
And cause no fuss

D4

Get a grip on yourself
It don't cost much

Repeat Part 1

G G/F# Em7 D4
I'm free to be whatever I
C9
Whatever I choose
D4 G D4
And I'll sing the blues if I want

Part 3

B G
Here in my mind
B G
You know you might find
B G
Something that you
B F#
You thought you once knew
E
But now it's all gone
G A E
And you know it's no fun
G A E
Yeah I know it's no fun
G A E
Oh, I know it's no fun

Repeat Intro

G G/F# Em7 D4
C9 D4 G D4

Repeat Part 1

G G/F# Em7 D4
I'm free to be whatever I
C9
Whatever I choose
D4 G D4
And I'll sing the blues if I want
G G/F# Em7 D4
I'm free to be whatever I
C9
Whatever I choose
D4 G D4
And I'll sing the blues if I want

G G/F# Em7
Whatever you do
D11 C9
Whatever you say
D4 G D4
Yeah I know it's alright

G G/F# Em7
Whatever you do
D4 C9
Whatever you say
D4 G D4
Yeah I know it's alright

Repeat Intro

G G/F# Em7 D4
C9 D4 G D4 (14x)