

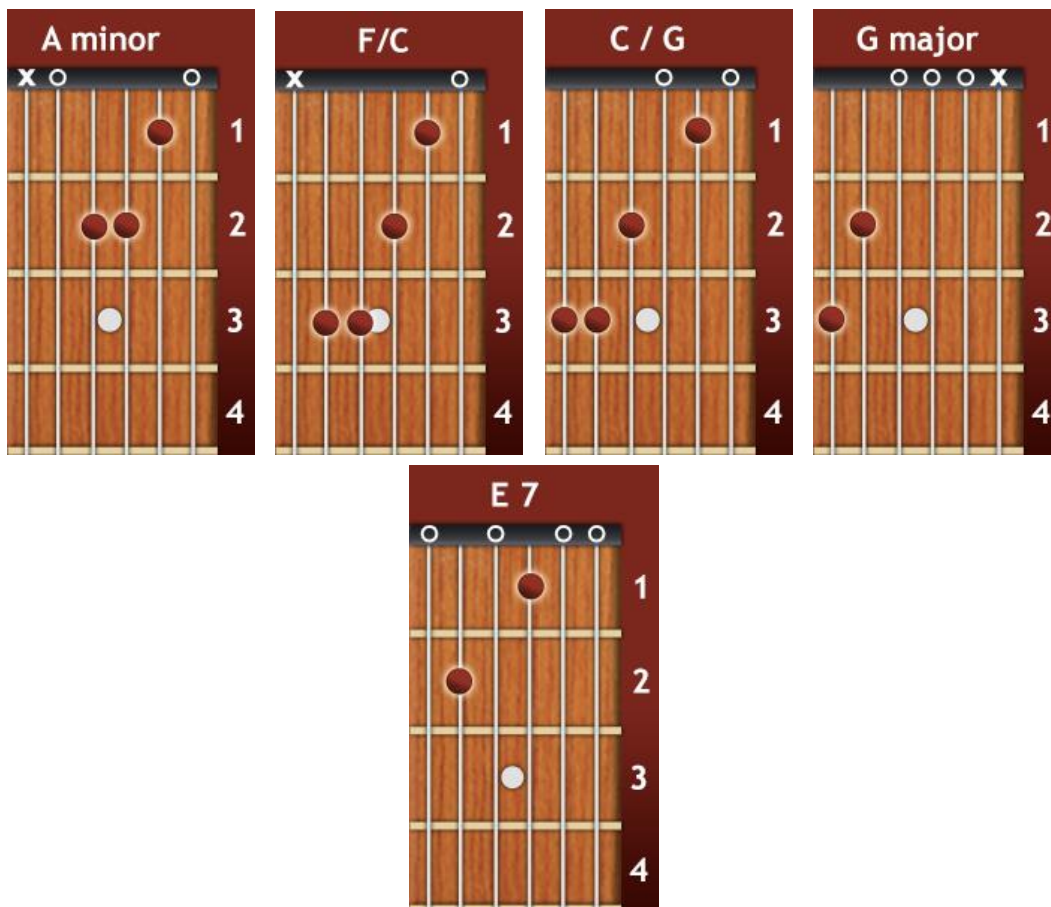
## Wake Me Up Guitar Chords, Strumming, Tabs

Hi, hope you enjoyed the video, it was a fun lesson to make on a great song. If you watched the lesson you'll be sick of hearing it again, but start out slow, don't try playing at the speed of the original song in the beginning. There is no point in playing something sloppy. Other than the speed, this song should be fairly simple.

If you missed the video guitar lesson, make sure you watch it here:

<http://www.theguitarlesson.com/guitar-lessons/wake-me-up-guitar-lesson-avicii/>

### Chords



## Main chord progression



## Verse chord progression (palm muted)

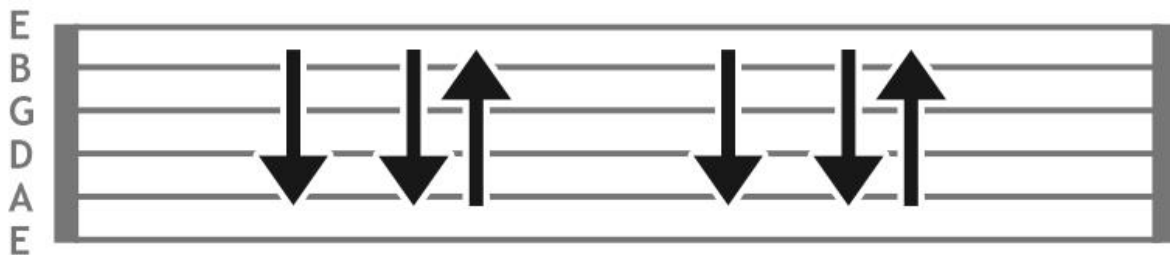


## Strumming patterns

This is the main strumming pattern:




And this is used in the last measure of the main chord progression:



## Riff tabs

Remember, slow and correct is always better than fast and sloppy.



Have fun, practice a lot and I'll see you in the next lesson!

*Tom Fontana*

And remember:

- Check out the rest of our [beginner guitar lessons](#) as well, all of our [guitar lessons on songs](#) were designed to improve your guitar skills through playing popular songs.
- When you feel like learning a bit more theory, have a look at the [guitar theory](#) section of the site.