

Times Like These Guitar Tabs and Chords


Hey there, I hope you enjoyed the video, this song is a great strumming & sing along song that you'll be able to pick up really quickly. If you missed the lesson, check it out here: <http://www.theguitarlesson.com/premium-guitar-lessons/acoustic-guitar/times-like-these-guitar-lesson-foo-fighters>

Spend some time on learning the chord changes first of all, along with the strumming patterns. There are basically 2 different strumming patterns, the one Dave Grohl uses for the intro, and the one he uses everywhere else 😊



Chords

Here are the chords you'll need learn to play Times Like These.

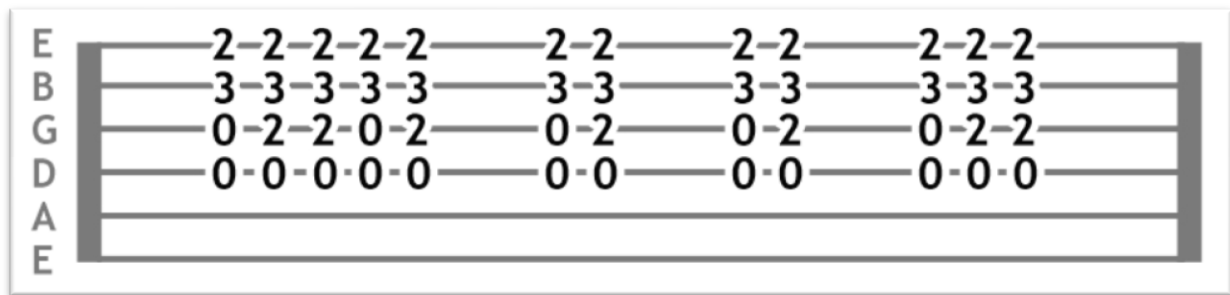
First of all the intro chords, which is based on the D major:



And the rest of the chords he uses during the verse and chorus:



Intro Riff



Guitar notation for the Intro Riff. The fretboard is shown with strings E, B, G, D, A, E from top to bottom. The fret numbers are: E (2-2-2-2-2), B (3-3-3-3-3), G (0-2-2-0-2), D (0-0-0-0-0), A (0-0), and E (0-0). The pattern is repeated four times.

Verse Chord Progression & Strumming Pattern



Diagram showing the Verse Chord Progression & Strumming Pattern. The fretboard is shown with strings E, B, G, D, A, E from top to bottom. The chords are: D, A, A, C, E, E, D. The strumming pattern is: minor, minor7, minor, minor7, intro.

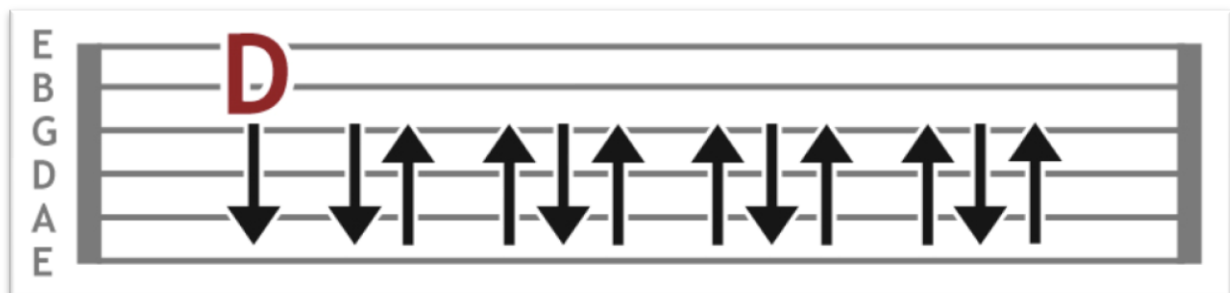


Diagram showing the D chord strumming pattern. The fretboard is shown with strings E, B, G, D, A, E from top to bottom. The chord is D. The strumming pattern is: down, down, up, up, down, up, up, down, up, up, down, up.

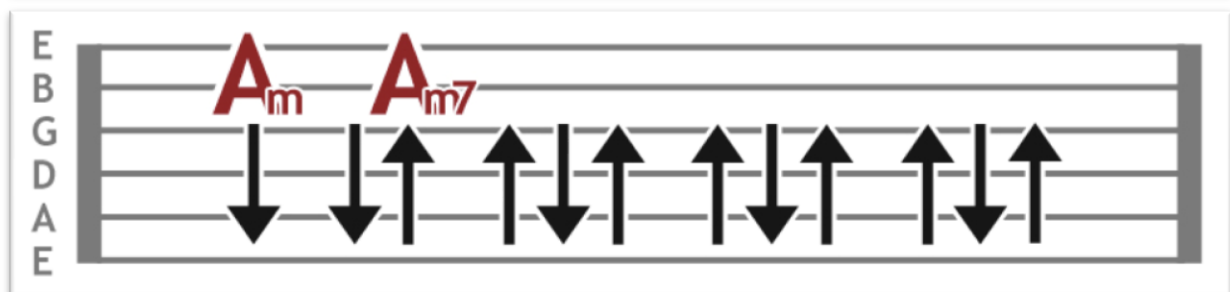


Diagram showing the Am and Am7 chord strumming pattern. The fretboard is shown with strings E, B, G, D, A, E from top to bottom. The chords are Am and Am7. The strumming pattern is: down, down, up, up, down, up, up, down, up, up, down, up.



Diagram showing the C and Em/Em7 chord strumming pattern. The fretboard is shown with strings E, B, G, D, A, E from top to bottom. The chords are C and Em/Em7. The strumming pattern is: down, down, up, up, down, up, up, down, up, up, down, up.

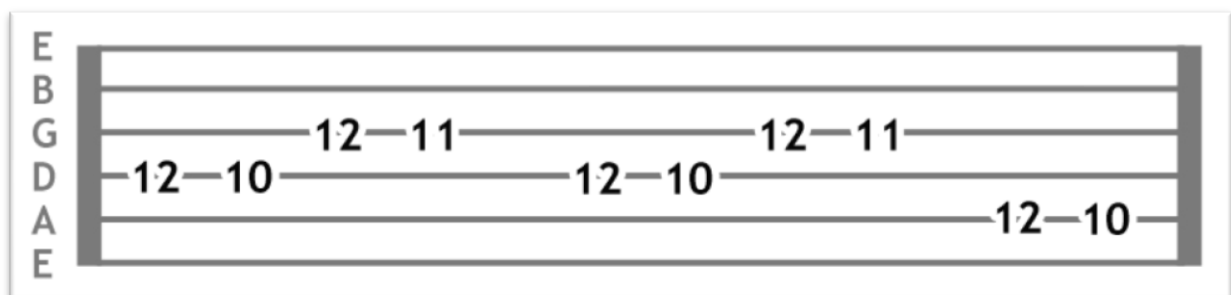
Chorus Chords

Play this 3x, and the fourth time around, you'll go back into the intro. The strumming pattern is the same as for the verse.



Oooouuhhhh Part (Bridge)

You can either play the chords or the riff, up to you:



Sequence of Parts and Sing Along

Here are the lyrics and chords you'll be able to play along to the original recording with.

The chord names are above the lyrics, and indicate the exact time when you have to play the given chord.

D-intro (3x)

(verse)

D Am Am7
I, I'm a one way motorway
C Em Em7 D-intro
I'm the one that drives away, follows you back home
D Am Am7
I, I'm a streetlight shining
C Em Em7 D-intro (2x)
I'm a white light blinding bright, burning off and on

(chorus)

C Em Em7 D
It's times like these you learn to live again
C Em Em7 D
It's times like these you give and give again
C Em Em7 D
It's times like these you learn to love again
C Em Em7 D-intro (2x)
It's times like these time and time again

(verse)

D Am Am7
I, I'm a new day rising
C Em Em7 D-intro
I'm a brand new sky that hangs stars upon tonight
D Am Am7
I, I'm a little divided
C Em Em7 D-intro (2x)
Do I stay or run away and leave it all behind

(chorus)

C Em Em7 D
It's times like these you learn to live again
C Em Em7 D
It's times like these you give and give again
C Em Em7 D
It's times like these you learn to love again
C Em Em7
It's times like these time and time again

(oooh part)

D...C...Em7...D...C...Em7...D-intro (2x)

(chorus 2x)

C Em Em7 D
It's times like these you learn to live again
C Em Em7 D
It's times like these you give and give again
C Em Em7 D
It's times like these you learn to love again
C Em Em7
It's times like these time and time again

(outro)

C...Em7...D...C...Em7...D...
C...Em7...D...C...Em7...D...C

Have fun, practice a lot and I'll see you in the next lesson!

Tom Fontana

And remember:

- Check out the rest of our [beginner guitar lesson](#) and [guitar lessons on songs](#) as well, all were designed to improve your guitar skills through playing popular songs.
- When you feel like learning a bit more theory, have a look at the [guitar theory](#) section of the site.
- Our partners regularly offer our members considerable savings on guitars and accessories, so remember to browse our [guitar store](#) if you need something.