

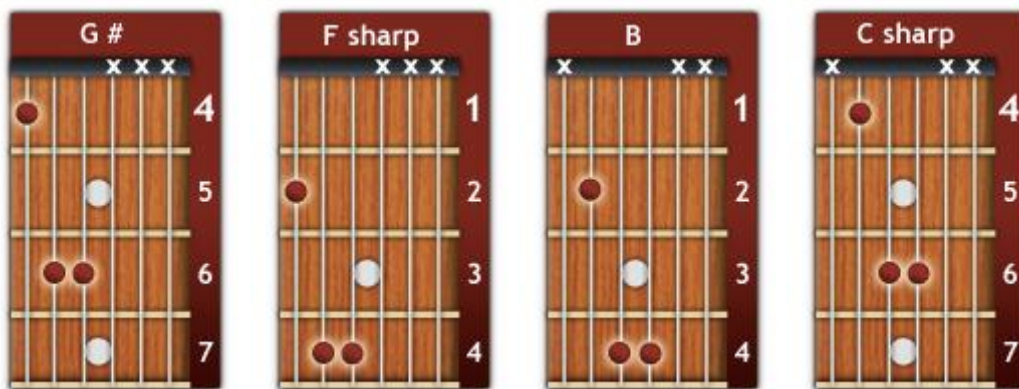
Sweet Child O' Mine Guitar Tabs and Chords

Hi, hope you enjoyed the video, here are the tabs and chords you'll need to practice on your own. It's a good idea to get a hang of all the chords, before you start learning the song itself. If you haven't watched the video yet, you can do so here: <http://www.theguitarlesson.com/premium-guitar-lessons/electric-guitar/sweet-child-o-mine-guitar-lesson-guns-n-roses>

Enjoy and practice a lot!

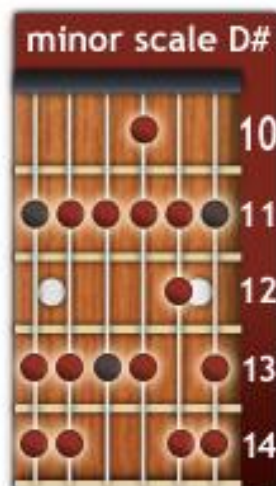
Chords

These are the power chords you'll be playing during the chorus and verse:




Scale

The famous intro riff is played on the D# minor scale:




Tabs

Intro riff 1




Guitar tab for Intro riff 1. The tab is written for a 6-string guitar in standard tuning (E, B, G, D, A, E). The notes are: E4 (14), B4 (14), G4 (13), D4 (11), A4 (13), and E4 (13). The sequence is repeated twice, indicated by (x2).

Intro riff 2




Guitar tab for Intro riff 2. The tab is written for a 6-string guitar in standard tuning (E, B, G, D, A, E). The notes are: E4 (14), B4 (14), G4 (13), D4 (11), A4 (13), and E4 (13). The sequence is repeated twice, indicated by (x2).

Intro riff 3



Guitar tab for Intro riff 3. The tab is written for a 6-string guitar in standard tuning (E, B, G, D, A, E). The notes are: E4 (14), B4 (14), G4 (13), D4 (11), A4 (13), and E4 (13). The sequence is repeated twice, indicated by (x2).

Bridge




Guitar tab for Bridge. The tab is written for a 6-string guitar in standard tuning (E, B, G, D, A, E). The notes are: E4 (11), B4 (14), G4 (13), D4 (11), A4 (13), and E4 (14). The sequence is repeated twice, indicated by (x2).

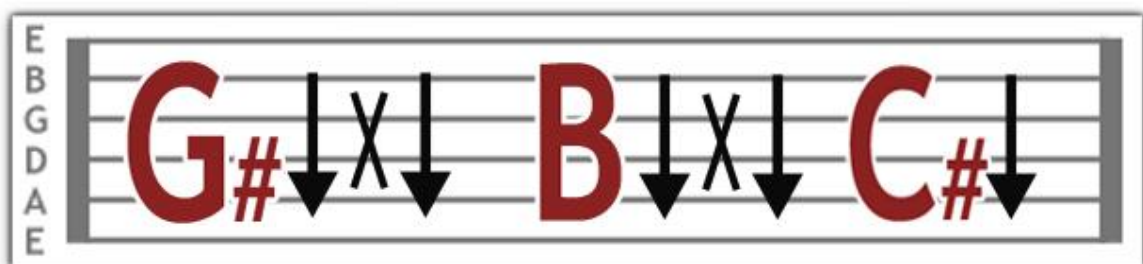
Verse power chords



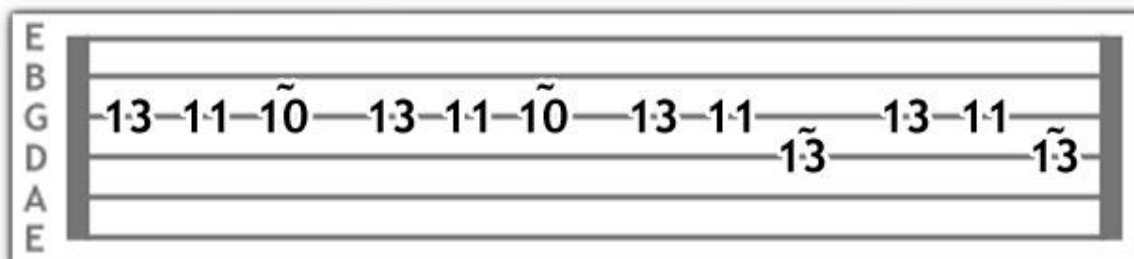
Chorus 1



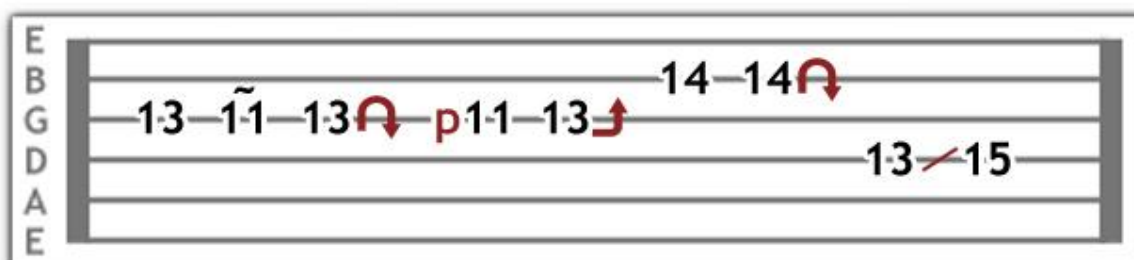
Chorus 2



Solo 1



Solo 2



Have fun, practice a lot and I'll see you in the next lesson!

Tom Fontana

And remember:

- Check out the rest of our [guitar lessons](#) as well, all were designed to improve your guitar skills through playing popular songs.
- When you feel like learning a bit more theory, have a look at the [guitar theory](#) section of the site.
- Our partners regularly offer our members considerable savings on guitars and accessories, so remember to browse our [guitar store](#) if you need something.