

Summer of '69 Guitar Tabs and Chords


Hi, hope you enjoyed the video, Summer of '69 is a classic rock song that you'll love playing. It revolves around the D and A chords, and the difficulty lays in being able to keep pace and on beat with the song. Make sure you practice along with the original, it will really develop your rhythm guitar skills.

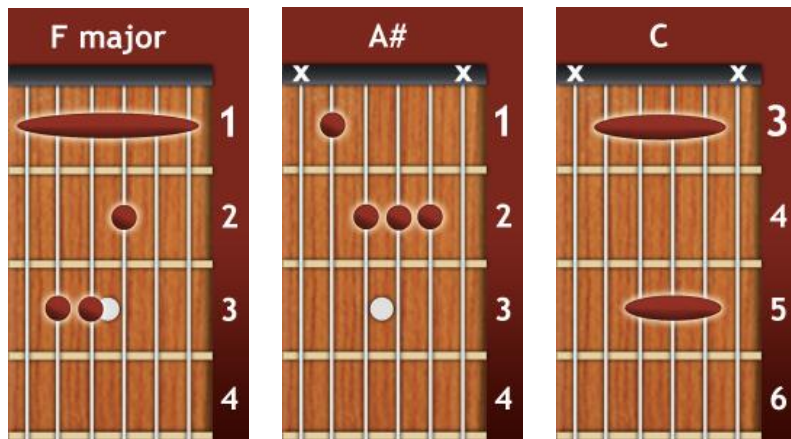
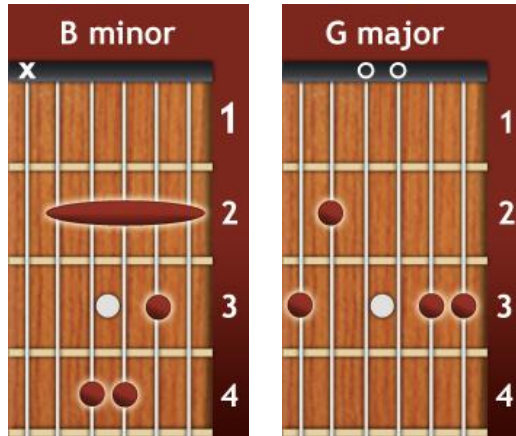
If you missed the video guitar lesson, make sure you watch it here:

<http://www.theguitarlesson.com/premium-guitar-lessons/electric-guitar/summer-of-69-guitar-lesson-bryan-adams>

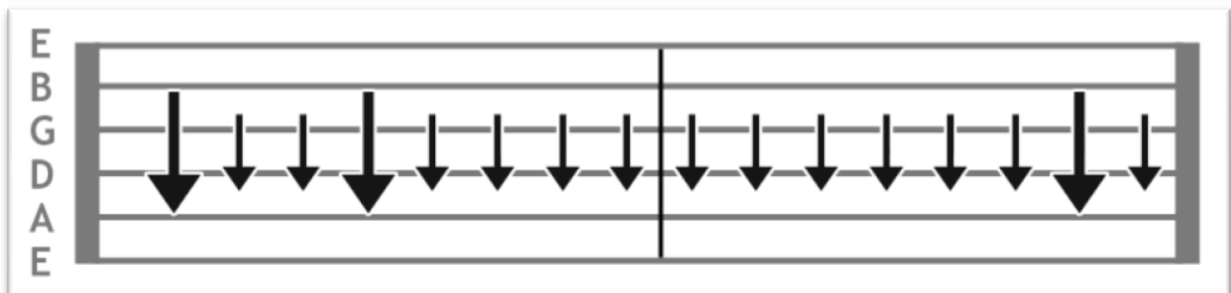
Chords

These are the chords you'll be using during Summer of '69:







Intro/Verse Chords & Strumming Pattern



Interlude



0 2 3 3 2 0 2
3 3 3 3 2
D 2 2 2 2
A
E

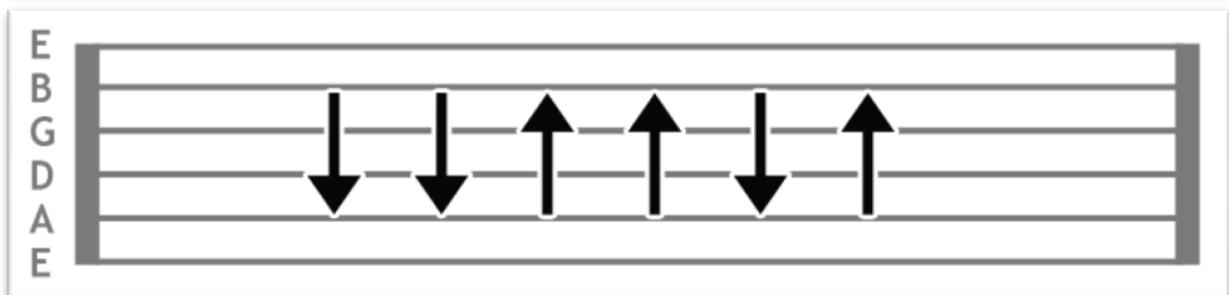


0 2 3 2 0 2
2 2 2 2 2
A 2 2 2 2
A
E


Chorus



B A D G
minor



↓ ↓ ↑ ↑ ↓ ↑



3 2 3 3 3 3
4 4 4 2 2 2 2 0 0
4 2 0 0
2 0
E

Interlude 2 (aka bridge)

The A# here is actually a Bb because of the scale we're in but that's more advanced theory, so I thought I would keep it simple in this lesson. The notes for A# and Bb are exactly the same, but theoretically, it should be called Bb here.



Have fun, practice a lot and I'll see you in the next lesson!

Tom Fontana

And remember:

- Check out the rest of our [beginner guitar lessons](#) as well, all of our [guitar lessons on songs](#) were designed to improve your guitar skills through playing popular songs.
- When you feel like learning a bit more theory, have a look at the [guitar theory](#) section of the site.
- Our partners regularly offer our members considerable savings on guitars and accessories, so remember to browse our [guitar store](#) if you need something.