

Have Your Ever Seen the Rain Guitar Tabs & Chords


Hey there, you've chosen a great classic, this is a really fun song to play once you get comfortable with the strumming pattern. Don't rush it, Rome wasn't built in a day. Follow the strumming pattern exactly on this one, you'll find all the up and down strums below.

If you missed the video guitar lesson, make sure you watch it here:

<http://www.theguitarlesson.com/premium-guitar-lessons/acoustic-guitar/have-you-ever-seen-the-rain-guitar-lesson-creedence-clearwater-revival>

Chords

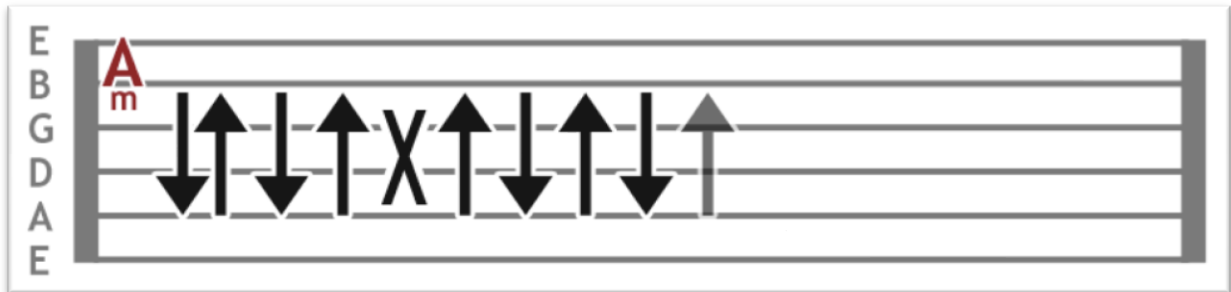
These are the chords you'll be using during Have You Ever Seen the Rain:



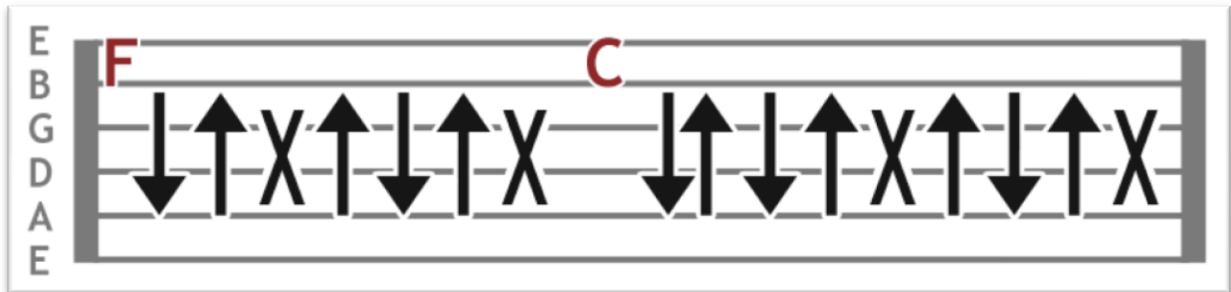
Intro



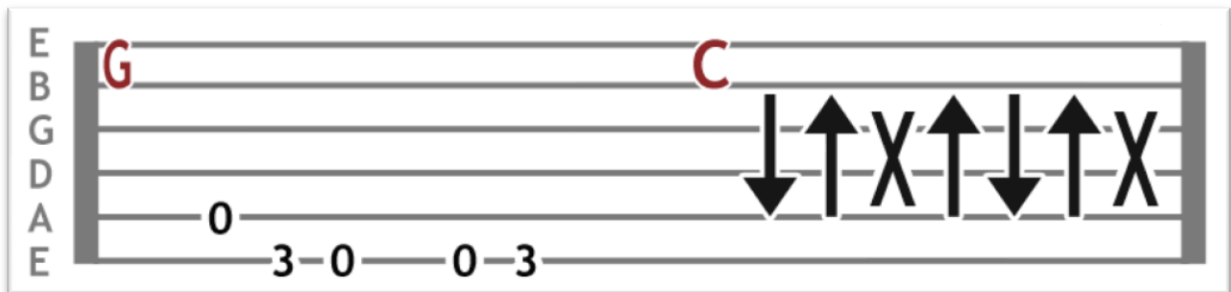
A musical staff with five lines labeled E, B, G, D, A, E from top to bottom. The notes A, F, C, G, C are written in large red letters across the staff. Below the first 'A' is the word "minor" in red.




A musical staff with five lines labeled E, B, G, D, A, E. A red 'A' with a small 'm' below it is positioned at the start. The strumming pattern consists of: down, up, down, up, X, up, down, up, down, up.



A musical staff with five lines labeled E, B, G, D, A, E. A red 'F' is at the start and a red 'C' is at the end. The strumming pattern for F is: down, up, X, up, down, up, X. The strumming pattern for C is: down, up, down, up, X, up, down, up, X.

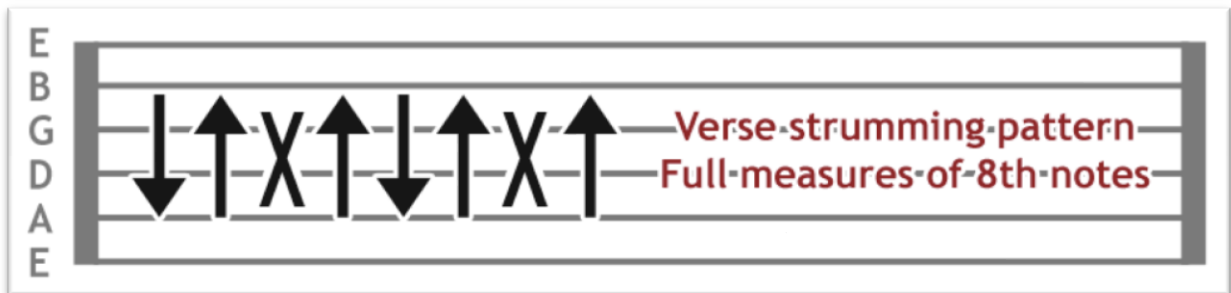


A musical staff with five lines labeled E, B, G, D, A, E. A red 'G' is at the start and a red 'C' is at the end. The fretting for G is shown as 0 on the E string, 3 on the D string, 0 on the G string, and 0 on the B string. The fretting for C is shown as 3 on the D string and 0 on the G string. The strumming pattern for C is: down, up, X, up, down, up, X.



A musical staff with five lines labeled E, B, G, D, A, E. The fretting for the final notes is shown as 3-2-0 on the D string and 3-3 on the G string.

Verse



Chorus



Have fun, practice a lot and I'll see you in the next lesson!

Tom Fontana

And remember:

- Check out the rest of our [beginner guitar lessons](#) as well, all of our [guitar lessons on songs](#) were designed to improve your guitar skills through playing popular songs.
- When you feel like learning a bit more theory, have a look at the [guitar theory](#) section of the site.