

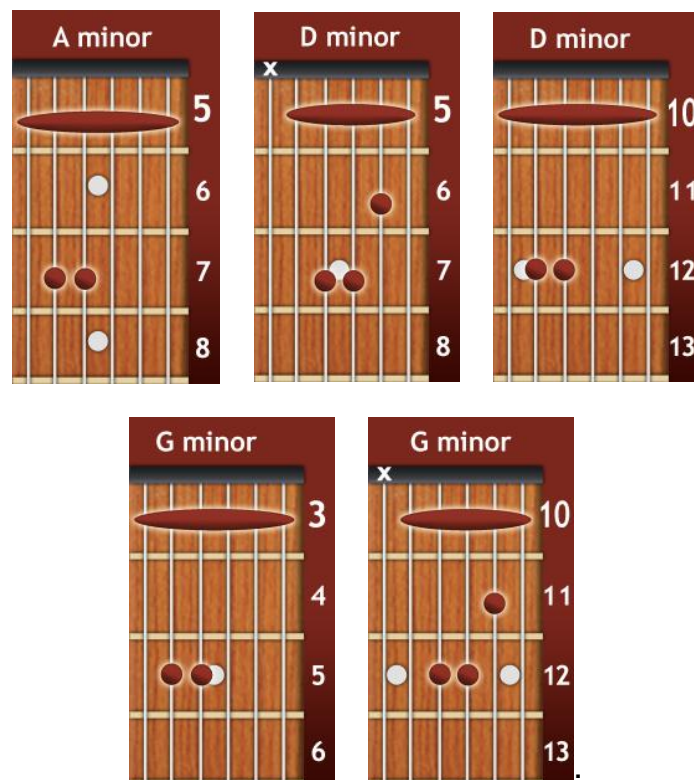
Black Magic Woman Guitar Tabs and Chords

Hey there, just wanted to let you know that you're learning one of the best songs of modern rock, so good on you 😊 As you'll have noticed from the video lesson, you'll be learning, and thus improving all your soloing skills, so make sure you practice them a lot. Also, remember to learn the [minor scale](#), as well as the [minor pentatonic scale](#), those are invaluable to understanding this song.

If you missed the video guitar lesson, make sure you watch it here:
<http://www.theguitarlesson.com/premium-guitar-lessons/electric-guitar/black-magic-woman-guitar-lesson-santana>

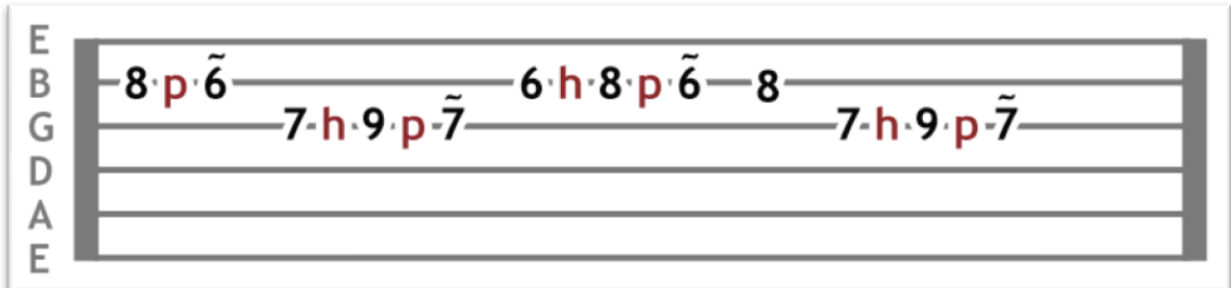
Chords

These are the chords you'll be using during the song:

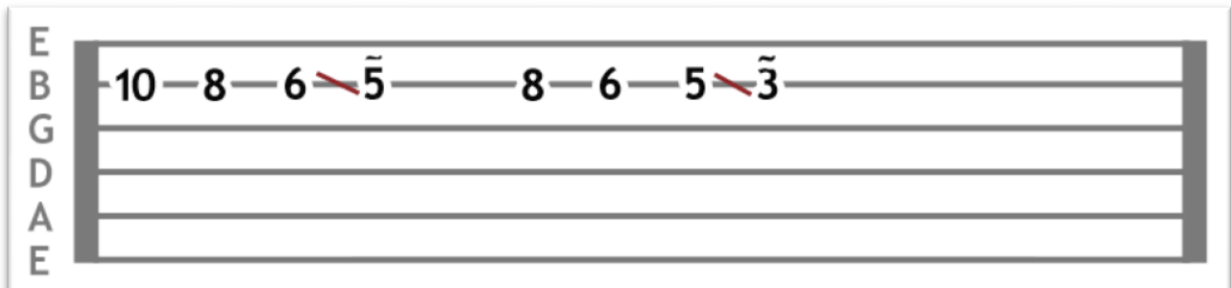


Tabs


Intro



E
 B — 8 · p · 6̃ ————— 6 · h · 8 · p · 6̃ — 8 —————
 G ————— 7 · h · 9 · p · 7̃ ————— 7 · h · 9 · p · 7̃ —————
 D
 A
 E

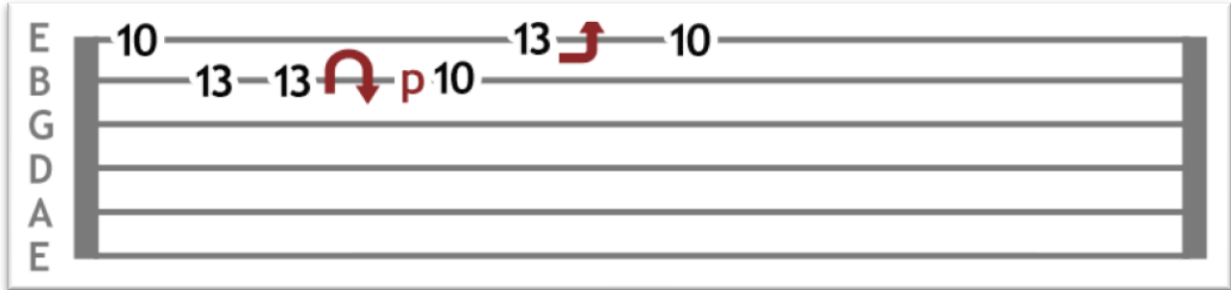


E
 B — 10 — 8 — 6 — 5̃ ————— 8 — 6 — 5 — 3̃ —————
 G
 D
 A
 E

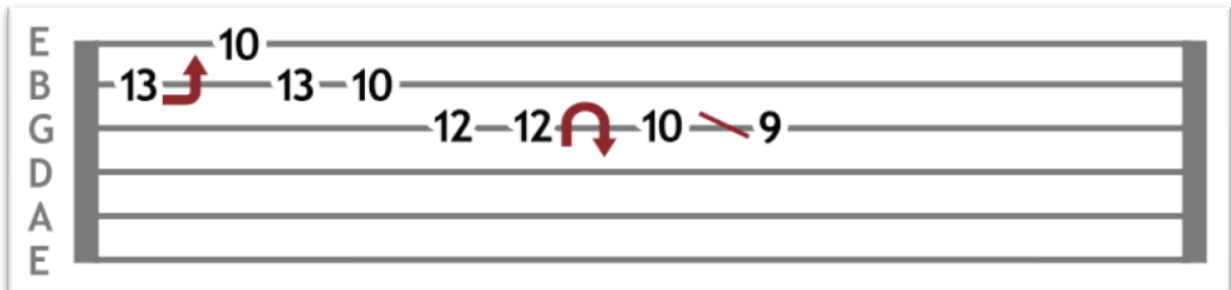


E
 B — 10 — 8 — 6 — 5̃ ————— 8 — 6 — 5 ————— 10 —————
 G ————— 10 —————
 D ————— 12 —————
 A ————— 12 —————
 E ————— 10 —————


Black Magic Woman Melodic riff



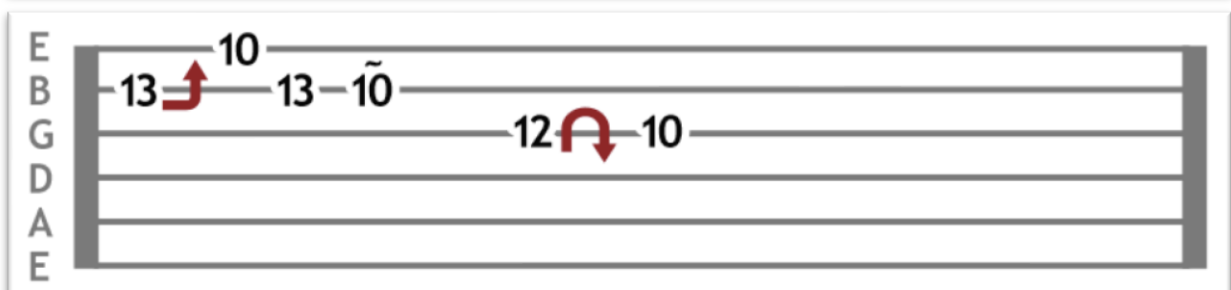
Staff 1: E 10, B 13-13, G 13, D 10, A 13, E 10. Includes a red upward arrow on the B string and a red downward arrow on the G string.



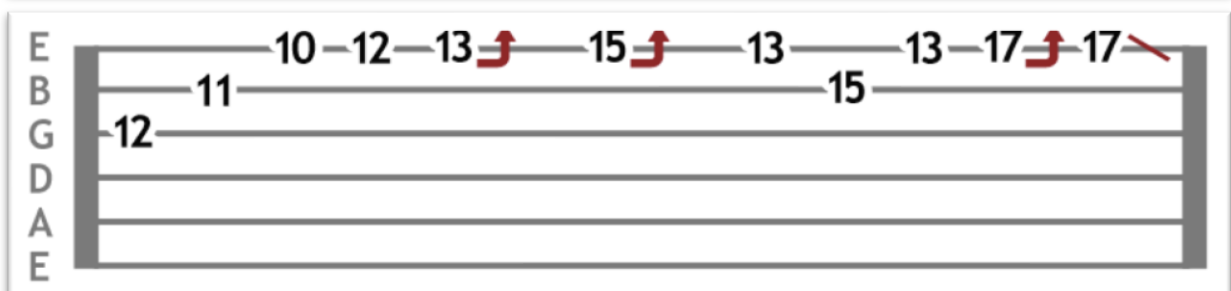
Staff 2: E 13, B 10, G 13-10, D 12-12, A 10, E 9. Includes a red upward arrow on the B string and a red downward arrow on the D string.



Staff 3: E 12, B 13, G 12-13, D 12, A 10, E 13. Includes a red upward arrow on the B string and a red downward arrow on the G string.



Staff 4: E 13, B 10, G 13-10, D 12, A 10. Includes a red upward arrow on the B string and a red downward arrow on the D string.



Staff 5: E 10-12-13, B 15, G 13, D 13-17, A 17, E 12. Includes red upward arrows on the B and G strings.

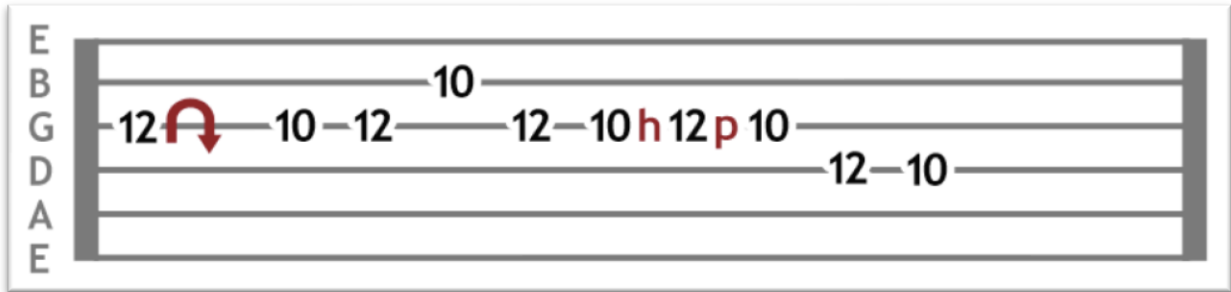


Diagram 1: Fretboard showing notes 12, 10, 12, 10, 12, 10, 12, 10 on the B string. A red curved arrow points down from 12 to 10. A red 'h' is above 12, and a red 'p' is below 10. A '10' is written above the 10th fret. A '12-10' is written below the 12th and 10th frets.

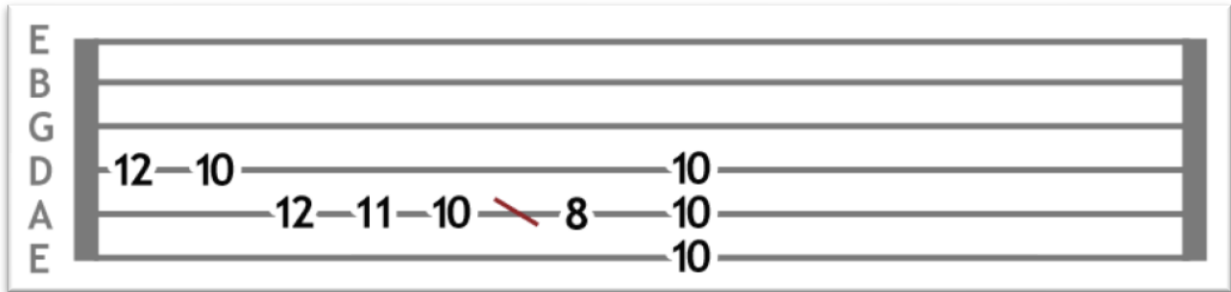


Diagram 2: Fretboard showing notes 12, 10, 12, 11, 10, 8, 10, 10, 10 on the B string. A red slash is between 10 and 8. A '10' is written above the 10th fret. '12-10' is written below the 12th and 10th frets. '12-11-10' is written below the 12th, 11th, and 10th frets. '8-10-10' is written below the 8th, 10th, and 10th frets.

Solo beginning (than improvise in D minor)




Diagram 3: Fretboard showing notes 13, 10, 13, 13, 10 on the B string. Red arrows point up from 13 to 10 and from 13 to 13. A red curved arrow points down from 13 to 10. A '10' is written above the 10th fret. A '10' with a tilde (~) is written above the 10th fret.

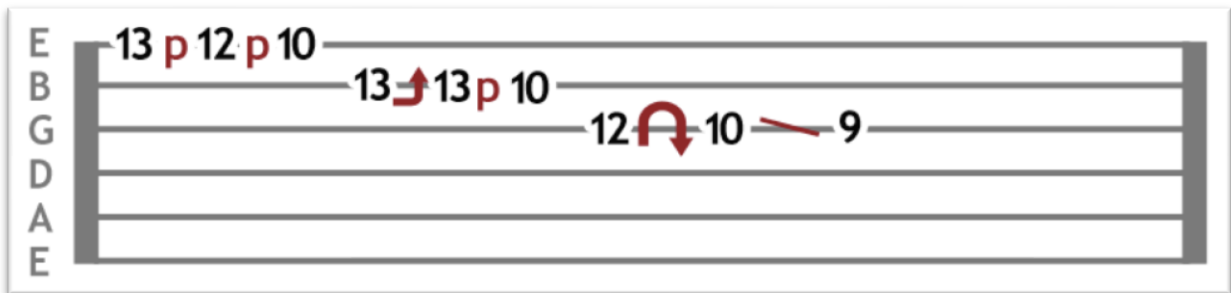


Diagram 4: Fretboard showing notes 13, 12, 10, 13, 13, 10, 12, 10, 9 on the B string. Red 'p' is below 13, 12, and 10. A red arrow points up from 13 to 13. A red curved arrow points down from 12 to 10. A red slash is between 10 and 9. '13 p 12 p 10' is written above the 13th, 12th, and 10th frets. '13 13 p 10' is written above the 13th and 13th frets. '12 10 9' is written above the 12th, 10th, and 9th frets.




Diagram 5: Fretboard showing notes 12, 13, 12, 10, 13, 10, 9, 10, 13 on the B string. Red 'h' is above 9. A red curved arrow points down from 13 to 10. '12-13 p 12 p 10' is written above the 12th, 13th, 12th, and 10th frets. '10-13' is written above the 10th and 13th frets. '9 h 10' is written above the 9th and 10th frets. '13' is written above the 13th fret.

Verse



Have fun, practice a lot and I'll see you in the next lesson!

Tom Fontana

And remember:

- Check out the rest of our [beginner guitar lessons](#) as well, all of our [guitar lessons on songs](#) were designed to improve your guitar skills through playing popular songs.
- When you feel like learning a bit more theory, have a look at the [guitar theory](#) section of the site.
- Our partners regularly offer our members considerable savings on guitars and accessories, so remember to browse our [guitar store](#) if you need something.