


Good Riddance Guitar Tabs and Chords

Hi, hope you enjoyed the video, here are the tabs and chords you'll need to practice on your own. It's a good idea to get a hang of all the chords, before you start learning the song itself. If you haven't watched the video yet, you can do so here: <http://www.theguitarlesson.com/premium-guitar-lessons/acoustic-guitar/good-riddance-time-your-life-guitar-lesson-green-day>

Enjoy and practice a lot!

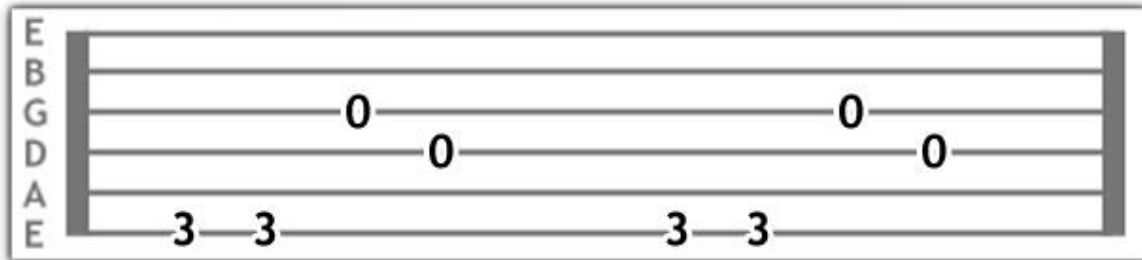
Chords

These are the chords you'll need:




Tabs

Intro 1




A guitar tab for Intro 1 on a standard EADGBE tuning. The strings from top to bottom are E, B, G, D, A, E. The notation shows: E string (0), B string (0), G string (3), D string (3), A string (3), and E string (3). There are also open strings (0) on the G and D strings.

Intro 2




A guitar tab for Intro 2 on a standard EADGBE tuning. A large red 'G' is placed on the left side of the staff. The notation shows: E string (3), B string (3), G string (0), D string (0), A string (3), and E string (3). There are also open strings (0) on the G and D strings.

Intro 3



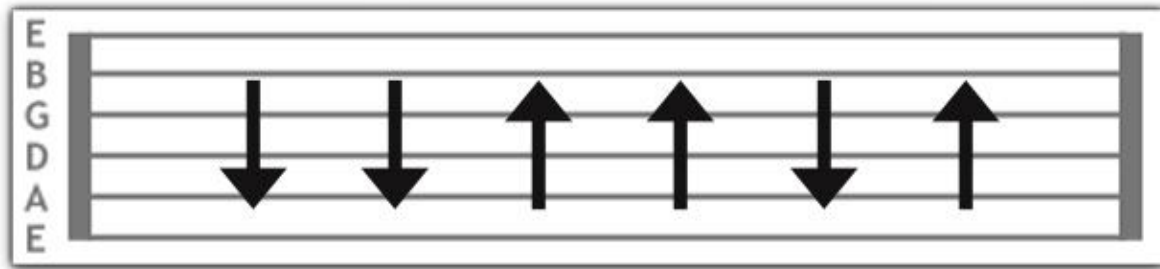
A guitar tab for Intro 3 on a standard EADGBE tuning. A large red 'C' is placed on the left side of the staff, with 'add9' written below it. The notation shows: E string (3), B string (3), G string (0), D string (0), A string (3), and E string (3). There are also open strings (0) on the G and D strings.

Intro 4



A guitar tab for Intro 4 on a standard EADGBE tuning. A large red 'D' is placed on the left side of the staff. The notation shows: E string (0), B string (0), G string (3), D string (2), A string (0), and E string (0). There are also open strings (0) on the G and D strings.

Strumming pattern – Use this strumming pattern with all of the chords



Strumming 1



Strumming 2



Strumming 3



Either end on a G major, or restart the whole song.

Have fun, practice a lot and I'll see you in the next lesson!

Tom Fontana

Check out the rest of our [guitar lessons](#) as well, all were designed to improve your guitar skills through playing popular songs.