


Wipe Out Guitar Tabs and Chords

Hi, hope you enjoyed the video, here are the tabs and chords you'll need to practice on your own. It's a good idea to get a hang of all the chords, before you start learning the song itself. If you haven't watched the video yet, you can do so here: <http://www.theguitarlesson.com/premium-guitar-lessons/electric-guitar/wipe-out-guitar-lesson-surfaris>


Enjoy and practice a lot!

Tabs


Part 1




Part 2



Part 3



Part 4



Chords

These are the power chords you'll play when the drums kick in.



Have fun, practice a lot and I'll see you in the next lesson!

Tom Fontana

And remember:

- Check out the rest of our [guitar lessons](#) as well, all were designed to improve your guitar skills through playing popular songs.
- When you feel like learning a bit more theory, have a look at the [guitar theory](#) section of the site.
- Our partners regularly offer our members considerable savings on guitars and accessories, so remember to browse our [guitar store](#) if you need something.